



National Single Window System

User Guide:

Distillery Registration and P-II form submission guide

Updated on 04th September 2025

National Single Window System (<https://www.nsws.gov.in/>)

Table of Contents

Sl.No	Topics	Page No
1	About This Manual	1
1.1	Purpose of this Manual	1
2	Submission of Distillery Registration form on NSWS	2
2.1	Pre-Requisite	2
2.2	Distillery Registration form Submission	<u>9</u>
2.3	View and Download Submitted application as PDF	15,16
3	Submission of P Form -Distillery	17
3.1	Pre-Requisite	17
3.2	Submit P-II – Distillery form	17
3.3	View and Download Submitted application as PDF	24
4	Feedback and Queries	26



About Manual

Purpose of this Manual

The purpose of this manual is to provide guidance to the Investors on submission of Distillery Registration form and Distillery P2 form.

Submission of Distillery Registration form on NSWS



Pre-Requisite

Users are expected to be registered at NSWS portal.

Document link for Reference: [User Registration Guide](#)

Distillery Registration form Submission

4

Login Page



DEPARTMENT FOR PROMOTION OF
INDUSTRY AND INTERNAL TRADE
MINISTRY OF COMMERCE & INDUSTRY
GOVERNMENT OF INDIA

National Single Window System (<https://www.nsws.gov.in/>)

 National Single
Window System

Login by using credentials

5

nsws.gov.in/auth/realms/madhyam/protocol/openid-connect/auth?client_id=portal-prod&redirect_uri=https%3A%2F%2F... Finish update

Invest India

National Single Window System

Sign In

To access your dashboard and apply for approvals.

Email Address
testuser@test.com

Password

Sign In [Forgot Password ?](#)

Don't have an account? [Sign Up Now](#)

We have 32 Ministries 29 States

- Ministry of Atomic Energy Government of India
- Ministry of Culture Government of India
- Ministry of Textiles Government of India
- Ministry of Power Government of India
- Ministry of Health and Family Welfare Government of India
- Ministry of Housing and Urban Affairs Government of India
- Ministry of Jal Shakti Government of India
- Ministry of Petroleum and Natural Gas Government of India
- Government of Tamil Nadu
- Government of Telangana
- Government of Tripura
- Government of Uttarakhand
- Government of Punjab
- Government of Madhya Pradesh
- Government of Odisha
- Government of Uttar Pradesh

[Privacy - Terms](#)

All Approvals

The screenshot shows the NSWS dashboard with the following elements:

- Header:** Includes the Department for Promotion of Industry and Internal Trade logo, 'INVEST INDIA' logo, and navigation links (About, FAQs, Guide, Contact, ENG).
- Navigation Bar:** Contains 'National Single Window System', 'CENTRAL APPROVALS' (highlighted), 'STATE APPROVALS', 'GOVERNMENT SCHEMES', and 'PM GATI SHAKTI'.
- Dropdown Menu:** A dropdown menu is open under 'CENTRAL APPROVALS', showing 'All Approvals' (highlighted with an orange box), 'PESO Approvals', and 'PM GATI SHAKTI'.
- Callout Box:** A white box with a yellow arrow pointing to 'All Approvals' contains the text: 'After Logging in, hover over "Central Approvals" and click on "All approvals"'.

After Logging in, hover over
"Central Approvals" and click
on "All approvals"
- My Dashboard:** A section titled 'My Dashboard' with the subtitle 'Manage and track the status of your application'. It features three cards: 'My Central Approvals' (0), 'My State Approvals' (0), and 'Unified Dashboard' (0).
- Central Approvals in List (0 approvals):** A section showing a table with the following headers: Approval Name, Application Id, Applied on, Last Submitted By, Assigned to, Application Status, Application fees, and Action.
- Footer:** Includes the Government of India logo, the text 'DEPARTMENT FOR PROMOTION OF INDUSTRY AND INTERNAL TRADE, MINISTRY OF COMMERCE & INDUSTRY, GOVERNMENT OF INDIA', and the NSWS logo.

The screenshot displays the 'Central Approvals' section of the NSWS portal. The header includes the 'INVEST INDIA' logo and navigation links. The main heading is 'Central Approvals' with the subtitle 'Issued by the Central Ministries of the Government of India'. A search bar contains the text 'Distillery', and a yellow arrow points to it with the instruction 'Search for Desired Approval in the text box'. Below the search bar, a 'FILTERS' section on the left lists various ministries. The main content area shows '2 Approvals' as a result, with two cards displayed: 'Ministry of Consumer Affairs, Food and Public DL, Distillery Registration' and '2 Ministry QA First test distillery P2 form'.

National Single Window System

CENTRAL APPROVALS
Issued by Ministries of Govt. of India

STATE APPROVALS
Issued by State Governments

PM GATI SHAKTI

MY DASHBOARD

After the approval is added to dashboard, a success message is displayed to user

Request processed successfully.

Distillery

FILTERS

Ministries

- ☐ dummy (7)
- ☐ Dummy 24 (2)
- ☐ Dummy Ministry (8)
- ☐ Dummy1 (34)
- ☐ Ministry Name 21 (0)
- ☐ Ministry Name 22 (0)
- ☐ Ministry Name 23 (0)
- ☐ Ministry Name 24 (0)

Ministry of Consumer Affairs, Food and Public Distribution
Distillery Registration

View details ADD TO DASHBOARD

Click here to add the approval to dashboard

Don't know which approvals you need?



Apply Distillery Form

9

National Single Window System

CENTRAL APPROVALS Issued by Ministries of Govt. of India

STATE APPROVALS Issued by States of Govt. of India

GOVERNMENT SCHEMES Avail the benefits by Govt. of India

PM GATI SHAKTI

MY DASHBOARD

My Dashboard My Documents Members Profile

My Dashboard
Manage and track the status of your application

3 My Central Approvals

0 My State Approvals

0 Unified Dashboard

Central Approvals in List (3 approvals)

3 Not Applied 0 Submitted To Ministry 0 Assigned To Me 0 Approved 0 Rejected

Legacy Data Approval

Search by Approval Name

Add More Approvals

Approval Name	Application Id	Applied on	Last Submitted By	Assigned to	Application Status
Distillery Registration • Reporting	-	-	Jan	Ministry of Consumer Affairs, Food and Public Distribution	Not Applied

Click on **Apply Now** to open the form

Apply Now

Fill the form

1
0

The screenshot shows the 'Fill Application Form' page for Distillery Registration on the National Single Window System (NSWS) portal. The header includes the NSWS logo, navigation links for Central, State, and Government approvals, and a 'MY DISTILLERIES' button. The main heading is 'Fill Application Form' with a sub-instruction: 'Submit all the mandatory details(*) in the application form to apply'. A progress bar indicates three steps: 'FILL FORM' (active), 'REVIEW FORM', and 'MAKE PAYMENT'. A callout box states: 'User needs to fill all the mandatory details in the form.' The form is titled 'Distillery Registration' and contains three main sections: 1. 'Organization Details' with fields for 'Name of the Organization' (pre-filled with 'RADHAKUL SHARDES INDIA PRIVATE LIMITED') and 'GST Number'. 2. 'Registered Address of the Organization'. 3. 'Existing/New Distillery Details' with a sub-section 'Complete Address of the Distillery' containing 'Address 1' and 'Address 2' fields. A 'Collapse all' button is visible on the right side of the form.



Review and Submit

1
1

The screenshot shows the 'Review and Submit' form in the National Single Window System. The form is titled 'Address 1' and 'Address 2'. It contains the following fields:

- Address 1:** A text input field with the value '99'.
- Address 2:** A text input field with the value '99'.
- State:** A dropdown menu with 'Bihar' selected.
- District:** A dropdown menu with 'Banka' selected.
- Pin code:** A text input field with the value '123123'.

Below the form fields, there is a callout box with the text: 'Click on Review and Submit after entering all the details in the form.' Below this callout, there are two buttons: 'Review & Submit' (highlighted in orange) and 'Save as Draft' (outlined in orange). A red arrow points from the callout box to the 'Review & Submit' button. The top navigation bar includes links for 'National Single Window System', 'CENTRAL APPROVALS', 'STATE APPROVALS', 'GOVERNMENT SCHEMES', and 'PM GATI SHAKTI'. A 'MY DASHBOARD' button is also present.



Select Checkbox, Submit application

1
2

National Single Window System | **CENTRAL APPROVALS** Issued by Ministries of Govt. of India | **STATE APPROVALS** Issued by States of Govt. of India | **GOVERNMENT SCHEMES** Avail the benefits by Govt. of India | **PM GATI SHAKTI** | **MY DASHBOARD**

FILL FORM | **REVIEW FORM** | **MAKE PAYMENT**

Distillery Registration

Application Fee: **NIL**

Organization Details

Name of the Organization	RAGHUKUL SHARES INDIA PRIVATE LIMITED
GST Number	29AAACR4849R3ZF

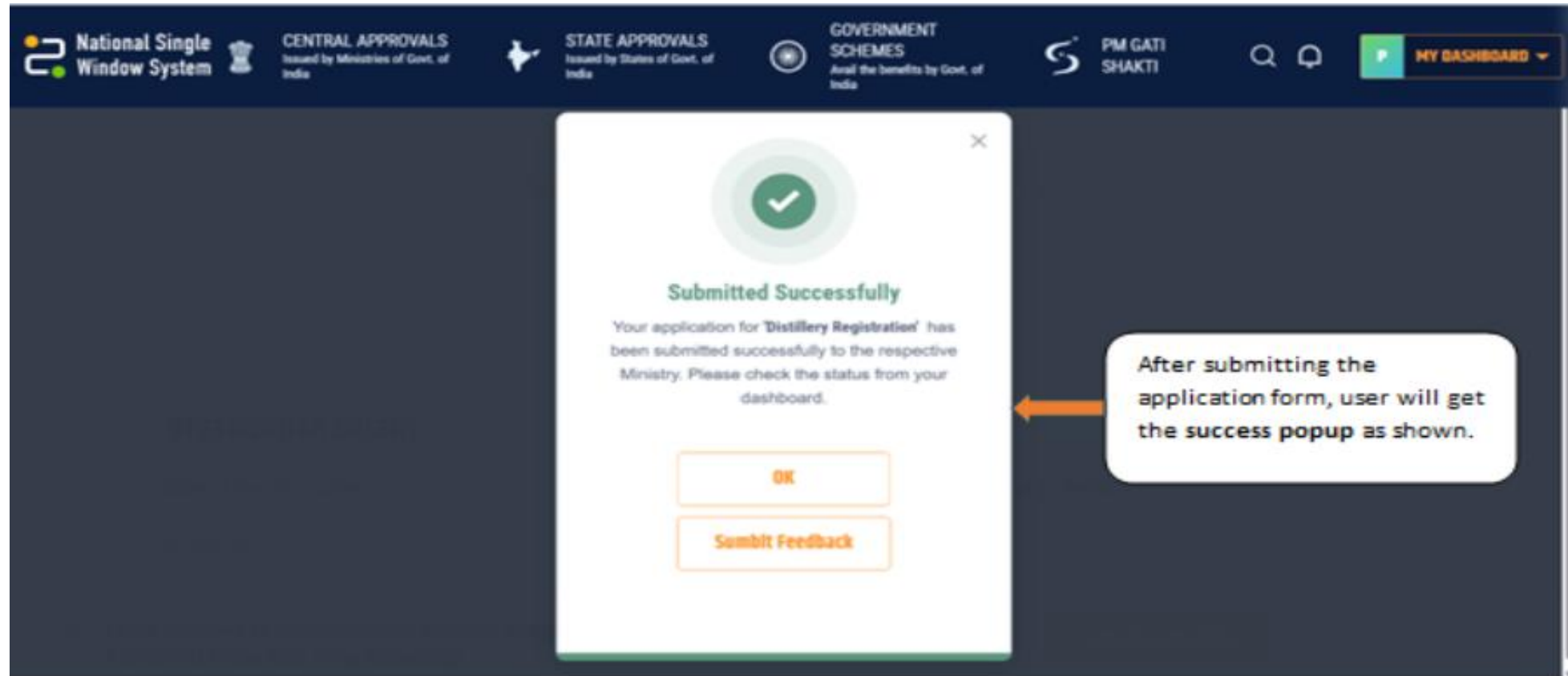
☒ I have reviewed all the information provided by me and confirm that it is correct to the best of my knowledge.

Submit Application | **Back to edit details**

After reviewing the form, click on Checkbox and click on **Submit Application**.

Popup after submission

1
3



Application status

1
4

The screenshot displays the NSWS dashboard for an investor. The top navigation bar includes links for National Single Window System, Central Approvals, State Approvals, Government Schemes, PM GATI SHAKTI, and a My Dashboard dropdown. The main dashboard area features a 'My Dashboard' section with a sub-header 'Manage and track the status of your application'. It shows a summary of '1 My Central Approvals', '0 My State Approvals', and '0 Unified Dashboard'. Below this, a 'Central Approvals in List (1 approvals)' section includes filters for 'Not Applied', 'Submitted To Ministry', 'Assigned to Me', 'Approved', and 'Rejected'. A table lists the application details, with a callout indicating that the application status will be changed to 'Submitted'.

Approval Name	Application Id	Applied on	Last Submitted By	Assigned to	Application Status	Application fees	Action
Distillery Registration + Reporting	SW2508206861-M009_D001_A048-1756379342953	28/06/2025	vjaycin	Ministry of Consumer Affairs, Food and Public Distribution	Submitted	Nil	



View Application



1
5

Central Approvals in List (1 approvals)

Legacy Data Approval

0 Not Applied 1 Submitted To Ministry 0 Assigned To Me 0 Approved 0 Rejected

Search by Approval Name Add More Approvals

Approval Name	Application Id	Applied on	Last Submitted By	Assigned to	Application Status	Application fees	Action
  Distillery Registration + Reporting	SW2508206861-M009_D001_A048-1756379342953	28/08/2025	vijaycin	Ministry of Consumer Affairs, Food and Public Distribution	Submitted	NIL	View approval details View application form

10 / page

Click on View Application Form to view the details of submitted form.



Download application PDF

1
6

National Single Window System

CENTRAL APPROVALS
Issued by Ministries of Govt. of India

STATE APPROVALS
Issued by States of Govt. of India

GOVERNMENT SCHEMES
Aval the benefits by Govt. of India

PM GATI SHAKTI

MY DASHBOARD

Distillery Registration

Submitted

Click on Save PDF to download the submitted form in

Form 1 **Document** **Payment**

Form 1 - Registration for New Distillery (SIGN UP FORM)

Organization Details

Name of the Organization: RAGHUKUL SHARES INDIA PRIVATE LIMITED

GST Number: 29AAACR4849R32F

Processing Details

28 Aug 2025, 04:39 PM **Submitted**

Submitted

Your application has been submitted and assigned to Ministry of Consumer Affairs, Food and Public Distribution



Submission of PII-Distillery

Pre-Requisite

User needs to submit Distillery Registration application on NSWS.

Submit P-II – Distillery form

- P-II Form Distillery is a Reporting form where the season starts from November and ends in October. After each season ends, the Ethanol Supply Year gets updated and again season starts from November month.
- On opening the form, the first month of the season will be “November” and Ethanol Supply Year will be shown as 2024-25.

Click "+Reporting" and Apply P-II form

1
8

My Dashboard
Manage and track the status of your application

Central Approvals in List (1 approvals)

0 Not Applied | 1 Submitted To Ministry | 0 Assigned To Me | 0 Approved | 0 Reported

Search by Approval Number | Add More Approvals

Approval Name	Application Id	Applied on	Last Submitted By	Assigned to	Application Status	Application fees	Action
Distillery Registration	SW25082068611-M006_D001_A048-1756379342953	28/08/2025	vijayin	Ministry of Consumer Affairs, Food and Public Distribution	Submitted		+ Reporting
P2 Form - Distillery	REPORT	-	vijayin	Ministry of Consumer Affairs, Food and Public Distribution	Not Applied		Apply Now

Click on "+Reporting" to add P2 form to dashboard

Click on "+Apply Now" to open the P2 Form - Distillery



Fill the P-II form

1
9

The screenshot shows the 'Fill Application Form' page for the 'PII Form - Distillery'. The page has a dark blue header with the NSWS logo and navigation links: 'National Single Window System', 'CENTRAL APPROVALS', 'STATE APPROVALS', 'GOVERNMENT SCHEMES', 'PM GATI SHAKTI', and 'MY DASHBOARD'. A 'Go Back' button is in the top left. The main heading is 'Fill Application Form' with a subtext 'Submit all the mandatory details(*) in the application form to apply'. A progress bar shows three steps: 'FORM' (active), 'REVIEW FORM', and 'MAKE PAYMENT'. A callout box states: 'User needs to fill all the mandatory details in the form.' Below the progress bar, the form is titled 'PII Form - Distillery'. Under the heading 'Form Applied For:', there are three input fields: 'Vendor Registration Number *' (empty), 'Ethanol Supply Year *' (set to '2024-25'), and 'Month *' (set to 'November'). At the bottom, there is a section for 'Feed Stock Details' with a question mark icon.



Review the form

2
0

The screenshot shows a web form titled "National Single Window System" with a dark blue header. The header contains navigation links: "CENTRAL APPROVALS" (Issued by Ministries of Govt. of India), "STATE APPROVALS" (Issued by States of Govt. of India), "GOVERNMENT SCHEMES" (Avail the benefits by Govt. of India), "PM GATI SHAKTI", and a "MY DASHBOARD" button. The form fields are as follows:

- 15. Power Generation Capacity of distillery (in MWh) (Only in case of separate power generation facility in distillery): Input field with "15" entered.
- 16. Captive power requirement of distillery (in MWh) *: Input field with "16" entered.
- 17. Distillerys' Power Generation Capacity available for export, if any (in MWh): Input field with "17" entered.
- 18. Type of Fuel used in Standalone Distillery? (Rice Husk/Coal/Bagasse etc.) *: Input field with "18" entered.
- 19. Yearly Coal Requirement for power generation, if any (in Tons): Input field with "19" entered.

A callout box with the text "Click on Review and Submit after entering all the details in the form." points to two buttons at the bottom: "Review & Submit" (orange) and "Save as Draft" (light orange). A small orange circle with a question mark is in the bottom right corner.



Select checkbox and Submit

2
1

Review your application
Please carefully review the application before submission.

Progress: FILL FORM (Completed) → REVIEW FORM (Current) → MAKE PAYMENT (Pending)

PII Form - Distillery

Application Fee: NIL

Form Applied For:

Vendor Registration Number	12345
Ethanol Supply Year	2024-25
Month	November

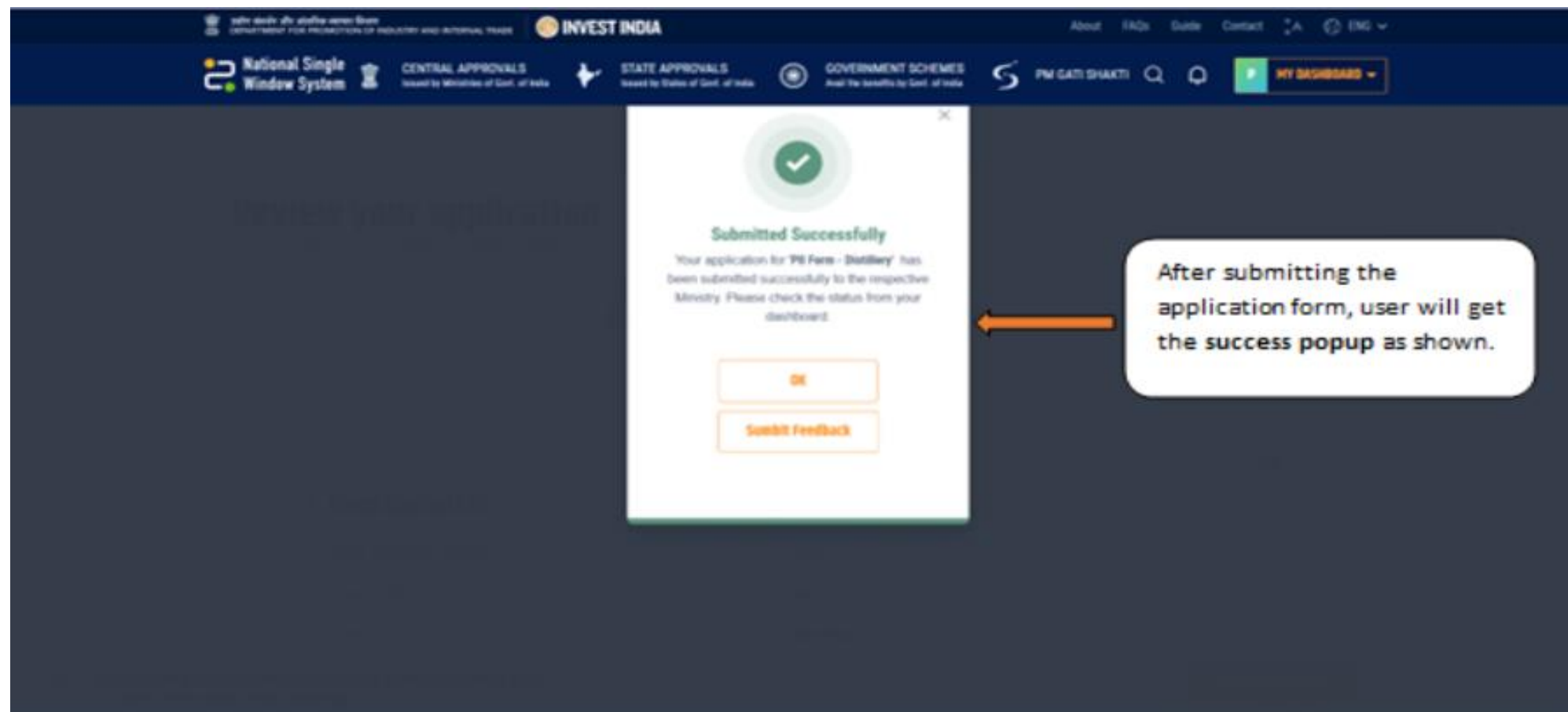
Feed Stock Details

☒ I have reviewed all the information provided by me and confirm that it is correct to the best of my knowledge.

Buttons: Submit Application (Highlighted), Back to edit details

Popup after submission

2
2



P-II form in Dashboard

2
3

My Dashboard
Manage and track the status of your application

1 My Central Approvals | 0 My State Approvals | 0 Unified Dashboard

Central Approvals in List (1 approvals)

Not Applied | Submitted to Ministry | Assigned to me | Approved | Rejected

Search by Approval Name | Add More Approvals | Legacy Data Approval

Approval Name	Application Id	Applied on	Last Submitted By	Assigned to	Application Status	Application Fees	Action
Distillery Registration + Reporting	SRG208204861-M009_D001_ADAB-1756379342953	28/08/2025	ajay@ns	Ministry of Consumer Affairs, Food and Public Distribution	Submitted	NIL	
P2 Form - Distillery - Nov - 2025-26	REPORT - Nov - 2025-26	28/08/2025	vijay@ns	Ministry of Consumer Affairs, Food and Public Distribution	Submitted		

After submitting P2 form, Form will be shown in tree structure. Click on '+' to expand and view submitted P2 form, for the necessary month



View and Download P-II PDF

2
4

PII Form - Distillery - Nov - 2024-25 REPORT - Nov - 2024-25 17/07/2025 vijay Ministry of Consumer Affairs, Food and Public Distribution Submitted

1

View approval details
View application form

10 / page

DEPARTMENT FOR PROMOTION OF INDUSTRY AND INTERNAL TRADE INVEST INDIA About FAQs Guide Contact ENG

National Single Window System CENTRAL APPROVALS STATE APPROVALS GOVERNMENT SCHEMES PM GATI SHAKTI MY DASHBOARD

PII Form - Distillery Submitted

Get Back Save PDF Approval Details

Applied on 17/07/2025 | 5:48 pm

App ID: SW1367912648-M009_D001_A152-1752754737015
Department of Food and Public Distribution
Ministry of Consumer Affairs, Food and Public Distribution

Form 1 Document Payment

Form 1 - PII Form - Distillery

Processing Details

17 Jul 2025, 05:48PM Submitted

Submitted
Your application has been submitted and assigned to Ministry of Consumer Affairs, Food and Public Distribution



Submit P-II for next month

2
5

National Single Window System

CENTRAL APPROVALS
Issued by Ministries of Govt. of India

STATE APPROVALS
Issued by States of Govt. of India

GOVERNMENT SCHEMES
And the facilities by Govt. of India

PM GATI SHAKTI

MY DASHBOARD

FILL FORM REVIEW FORM MAKE PAYMENT

PII Form - Distillery

Form Applied For:

Vendor Registration Number *
12345

Ethanol Supply Year *
2024-25

Month *
December

Feed Stock Details

Type of Feed Stock used *
Please Select

Click on "+Reporting" to add P2 approval for next month. On opening the form, next month will be displayed (in this case its December). User can fill mandatory field and submit report for December



Have any further questions?
Please submit your queries and feedback on:

<https://www.nsws.gov.in/contact-us>

Email: contactus-nsws@investindia.org.in

Ph: 1800 102 5841

(Monday - Saturday, 9am - 6pm)